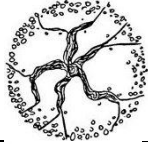






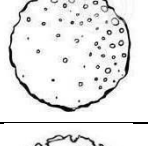







Code and plants for Belle Vue Pink Bed 2

This is for information only. The images are not copyright free so it is for councillors' information and convenience that they are included here. The images can be expanded to get a better view.

Specimen planting is listed with quantities, underplanting and bulbs have no quantities as it will depend on the size of plants that we can get and therefore the prices. Additionally, spring flowering bulbs will have to be planted in the autumn so will be included in next years' budget. The Nerines and the crocus are autumn flowering and can be planted at the same time as the main planting and should be in flower when the other bulbs go in next autumn.

Shrubs/Major planting

Symbol	Plant Name	Quantity	Image
	Existing Planting in Bed	4	None
	Cordyline Banksii Electric Pink	2	
	Hydrangea macrophylla Kazan	2	
	Rhodendron Flannagan's Daughter	3	
	Rosa Skylark	2	
	Rosa The Shepherdess	3	
	Rosa Sir Walter Scott	3	

	Weigela Wine and Roses	3		
Underplanting	Geranium Macrorrhizum 'Ingwersen's Variety'	TBC		
	Digitalis Glory of Roundway	TBC		
	Paeonia 'Eden's Perfume'	TBC		
	Heucherella 'Pink Revolution'	TBC		
	Echinacea p. 'Magnus Superior'	TBC		
	Bergenia 'Spring Fling' PBR	TBC		
Bulbs	Nerine bowdenii 'Mister John'*	TBC		
	Nerine bowdenii 'Stefani'*	TBC		
	Nerine bowdenii 'Isabel'*	TBC		
	Nerine bowdenii 'Pink'*	TBC		
	Daffodil Replete	TBC		
	Tulip hageri 'Little Beauty'	TBC		
	Crocus Kotschyanus	TBC		
	Fritillaria Meleagris	TBC		
*These will also be used in the larger pink bed for continuity.				