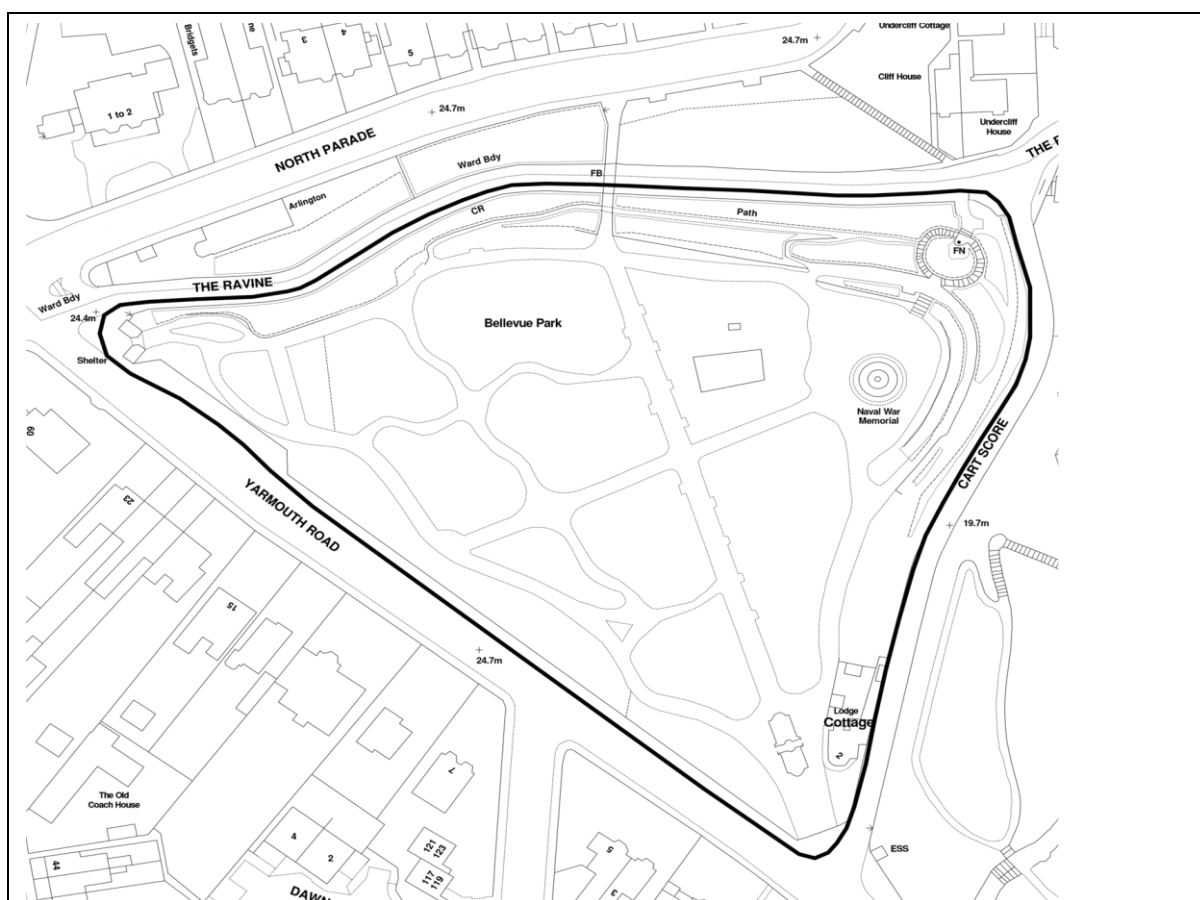


# Belle Vue Park, Yarmouth Road, Lowestoft, Suffolk, NR32 4AL



## Current Site information

Ward:	Harbour		
Site Reference:	SK263069		
Area:		Entrances:	4
Special Status:	Grade II listed Park & Cemetery		
Covenants:			
TPOs:			
Services:	Water, Electricity, Drainage		
Facilities on site:	Potential for toilet		
Access:	Pedestrian access from three points on the north side of the park and pedestrian and vehicular access at the south from Cart Score.		
Species on Site:			
Soil Type:			
Tenants:	Cottage		
Issues:	Restrictions due to Grade II status and use as cemetery		
Current Use	Park and cemetery, mainly used for walking or passing through.		

## Future planned use of site:

Destination Park with the theme of Remembrance/Memory. Although originally the park had a bandstand and would have been a pleasure garden it now has the RNPS memorial as cemetery. The park is Grade II listed and has been mapped by Historic England. It is also home to the Peace garden and the RPNS Memorial. The park falls into the HAZ and as such may gain both financial and professional help in restoring lost features. Initial replanting has been begun in 2018 however this should be an ongoing project. Planting should be reflective of its heritage whilst considering modern public gardening restrictions and to a large extent be at a height of less than four feet to maintain a view across the park.

### Key Development Opportunities:

- 10 year Snowdrop Plan
- Pink beds
- White Beds
- Azalea Walk
- Pergola (to replace the thatched shelter that was burnt down)
- Re-instatement of Toilet and improvements to north-west entrance including investigation and opening up of covered area with consideration of potential uses.
- Re-instatement of the original gated entrance at the south end of the park
- Feature Rhododendrons (Seven Dwarfs)
- Slope planting (long term project with Community payback?)
- Restoration of more original style pathways than the tarmac whilst still maintaining the original path layout.
- Natural feature play area
- Repair/replace ironwork at bottom entrance to the park.
- Memorial Plaque replacement
- Peace Garden Plaque
- Sculpture – there is a key location at the bottom of the steps and it would be good to reintroduce the urns around the sunken garden.
- Benches & picnic benches
- Bins
- Bicycle Rack
- Drinking water fountain
- Information Boards
- Oriental Poppies

Resources Required:	Various
Funding Required:	Elements could be funded from the Parks Development Budget as well as the Capital programme. We could also look at sponsorship for specific items or Arts Council funding for sculptures. Potential for grants from Historic England but also other bodies. Work with local metal workers for fencing and gates etc
Stakeholder Group	Yes
Friends Group	Potential
Maintenance Contractor	Waveney Norse

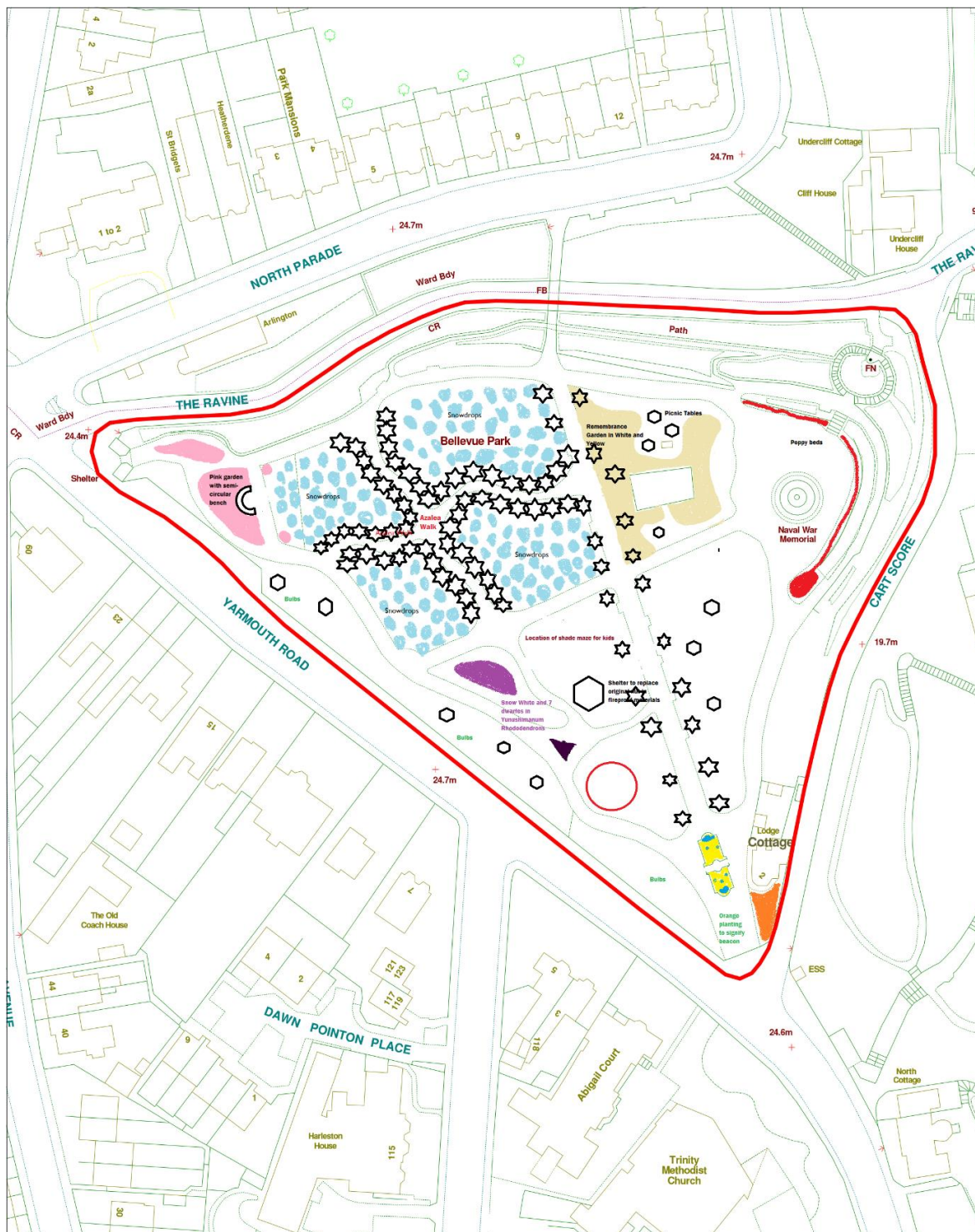
Current Benches, Bins and Bike Racks Inventory



Code			
	Item	Quantity	Potential Needed
●	Bin	6	1 for lower exit on Ravine, another 2 if picnic benches are added
●	Benches	7	Potential for 7 benches (five along the Yarmouth Rd and two in the Pink Garden) and seven picnic benches (in time). Additionally there would be seating in the pergola and there is a bench going into the RPNS Cemetery area.
	Bike Rack	0	Potential for three location, one near each entrance



The original gated entrance to Belle Vue echoed the Jubilee Bridge with its lighting and construction. It would make an impressive feature when approaching the park from the south and would allow access by vehicles to the park as the central gates could remain shut unless being accessed by the council, it contractor or the tenant.



#### Code

	Peace Garden		Triangle Bed
	Pegola (Large Black Hexagon)		Anchor bed
	Benches/Picnic Benches*		Sunken Garden
	Azaleas		Seven dwarf rhododendrons
	Pink Garden		Snowdrops
	White Garden area		Oriental poppies

\*Along Yarmouth Rd these would be tradition benches (Potentially 5 over time). On the grass in the centre of the park they would be picnic benches (Potentially 7 over time). There would also be a pair of benches in the pink garden. Consideration might be given for a bench half way up the steps from the Ravine

## Action Plan Further Information

### Ravine Slopes

This would need to be a long-term project and would be best worked with a community group such as Community Payback rather than volunteers due to the slopes involved. It would be wise to consider a budget for each year and then consider the area of the slope that could be tackled. There are two main potential options for handling the slopes. One would be to divide the slope up into sections and tackle one section each year clearing as required and planting. The alternative would be clear everything in the first year and then plant with that year's budget keeping on top of any regrowth by brambles etc during the year and then keep adding to the planting each autumn or in the spring with bulbs in the green.

Planting should be more natural with shade and drought tolerant plants. There are already ferns so these could be added to along with bluebells and aconites, daffodils, species tulips, hardy geraniums, gallium odoratum and the like. The aim would be to create something that looked as if it has naturally occurred however providing interest through the spring summer and autumn. There could also be some arum italicum added for winter interest.

### Play area

There is potential for a small play area which could be beneficial even though the park has the designation of a cemetery. If this was considered it would be good to go down the route of natural materials like those below that would blend into the park but also provide a sculptural aspect.



### The Seven Dwarves Rhododendrons

This is a particular 'family' of Yakushumanum Rhododendrons which would thrive in the park. The benefit of these is that they are a relatively dwarf plant which generally gets to a maximum of a metre high so would not block views across the park whilst providing interesting year round planting with a beautiful spring display. They could be planted around a taller shrub which would flower later in the season which would be snow white in colour. It would be a horticultural play on some of the childrens themes going into other parks whilst maintaining the nature of the park.

### The Azalea Walk

This idea actually originated from Norse and would be a longer term project with a number of azaleas added each year. The main focus would be the winding paths around the snowdrop lawns eventually spreading down the main avenue. They would be varieties which had a maximum height of or could be maintained at a metre to one and a half metres and are generally deciduous and more open in

form than a rhodendron. It would give back the original reason for the paths and work really well with the snowdrop lawns and hopefully become a visitor attraction as well as sensory attraction for locals.

## Pergola/Bandstand

This would be a structure to replace the original thatched shelter in the park and something that was originally considered for the Peace Garden however would have needed planning permission due to the listing of the park. It would also hark back to the original structure on the site of the memorial. We would need to investigate whether the areas would allow siting due to the trees and agree with the conservation officer but we would be adding back a structure similar to those that previously existed.



## Agreed Plinth



The design and layout including wording of the plinth with images and correct names to be added.

## The Peace Garden

The Peace Garden was one of the first projects undertaken by Lowestoft Town Council after its formation in 2017 to commemorate the centenary of the end of the "Great War". It is designed in the shape and colour of the Flanders poppy which flowered in profusion on the battlefields after the end of the war and was adopted the world over as a sign of peace.


Image(s) of the garden at the opening service

## World War I 1914-1918

The Great War was promised as the war to end all wars and the people of Lowestoft contributed to the war effort in many ways. Local men went to fight on land, air and sea. Local fishermen risking and sacrificing their lives ensuring the supply of fish and defending the channel from the new German U-boats & surface raiders as well as laying mines to protect the coast from potential invasion.

On the home front, families worked in the ~~Maconochie~~ canning factory supplying rations to the troops, staffing the two auxiliary hospitals in the town as well as taking in Belgian refugees. During the Great War Lowestoft was one of the very small number of places to suffer from all three forms of enemy attack, namely Zeppelins, aircraft and warship bombardment. Five civilians and one serviceman were killed during these attacks.

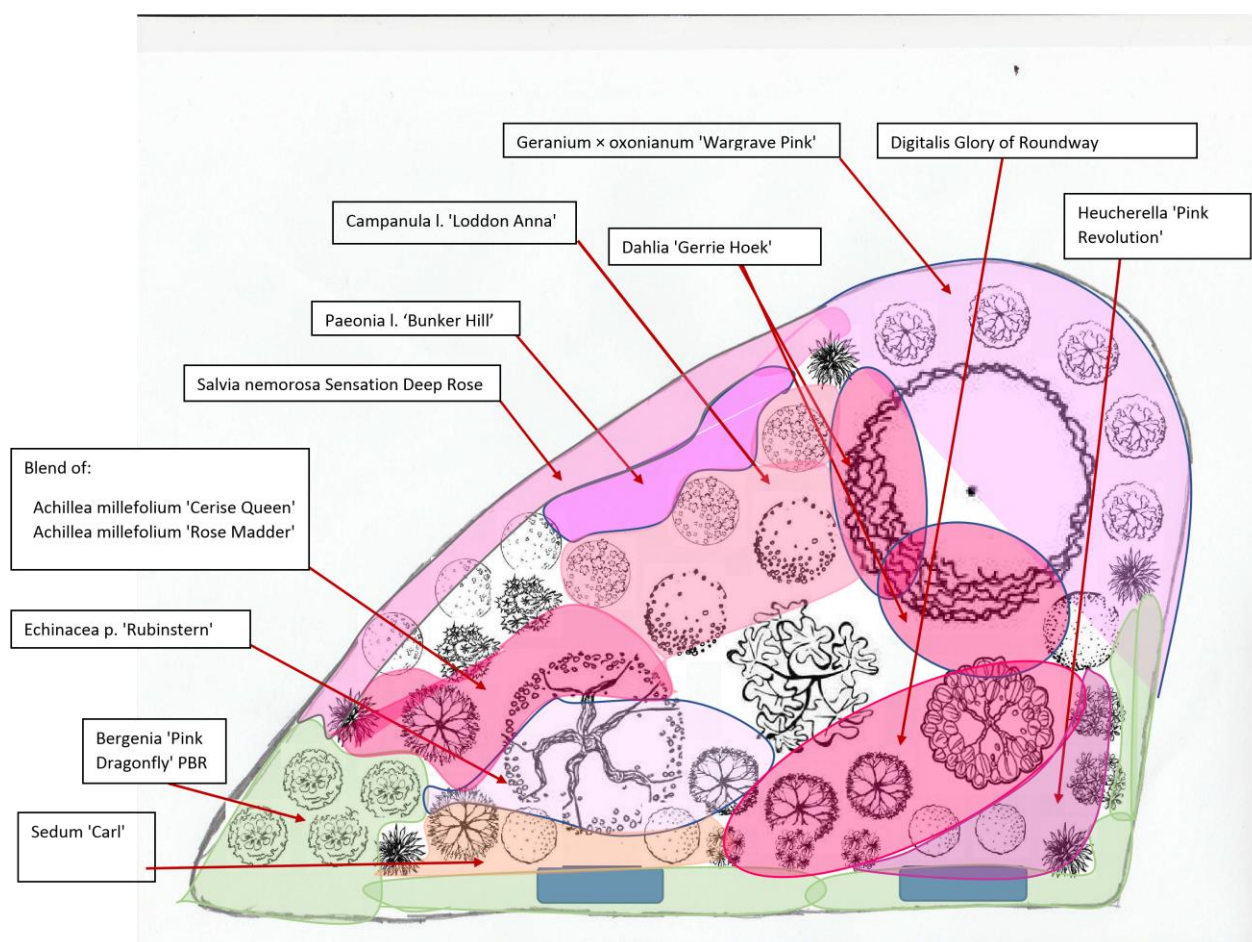
Images of Lowestoft in WWI

This garden honours all of those who sacrificed in the hope of a lasting peace. It was opened on the XX November 2018 by Lady Clare, Lord Lieutenant of Suffolk, Admiral  and Cllr Ian Graham, Mayor of Lowestoft as part of a special commemoration of the centenary organised by the Royal Navy together with Lowestoft Town Council. For the centenary the garden was planted with hand-knitted poppies, one for each of the Lowestoft men to lose their lives in the war, by local volunteers under the name of Poppies by the Sea.

After the war, Lowestoft was also amongst the first places in the country to form a Royal British Legion branch and the Lord Kitcheners Home was set up to provide holiday accommodation for ex-servicemen.

*This commemorative lectern was erected by Lowestoft Town Council with funding received from East Suffolk Councillors Janet Craig, Tess Gandy and Keith Patience*

## Approved Pink Beds





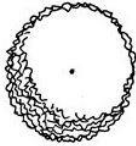









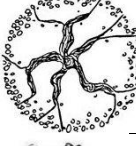





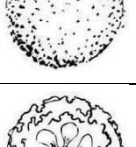

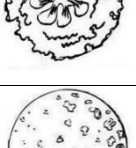

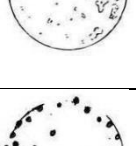

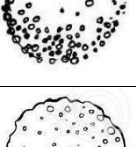



## Code and plants for Belle Vue Pink Bed 1

This is for information only. The images are not copyright free so it is for councillors' information and convenience that they are included here. The images can be expanded to get a better view.



Specimen planting is listed with quantities, underplanting and bulbs have no quantities as it will depend on the size of plants that we can get and therefore the prices. Additionally, spring flowering bulbs will have to be planted in the autumn so will be included in next years' budget. The Nerines and the crocus are autumn flowering and can be planted at the same time as the main planting and should be in flower when the other bulbs go in next autumn.

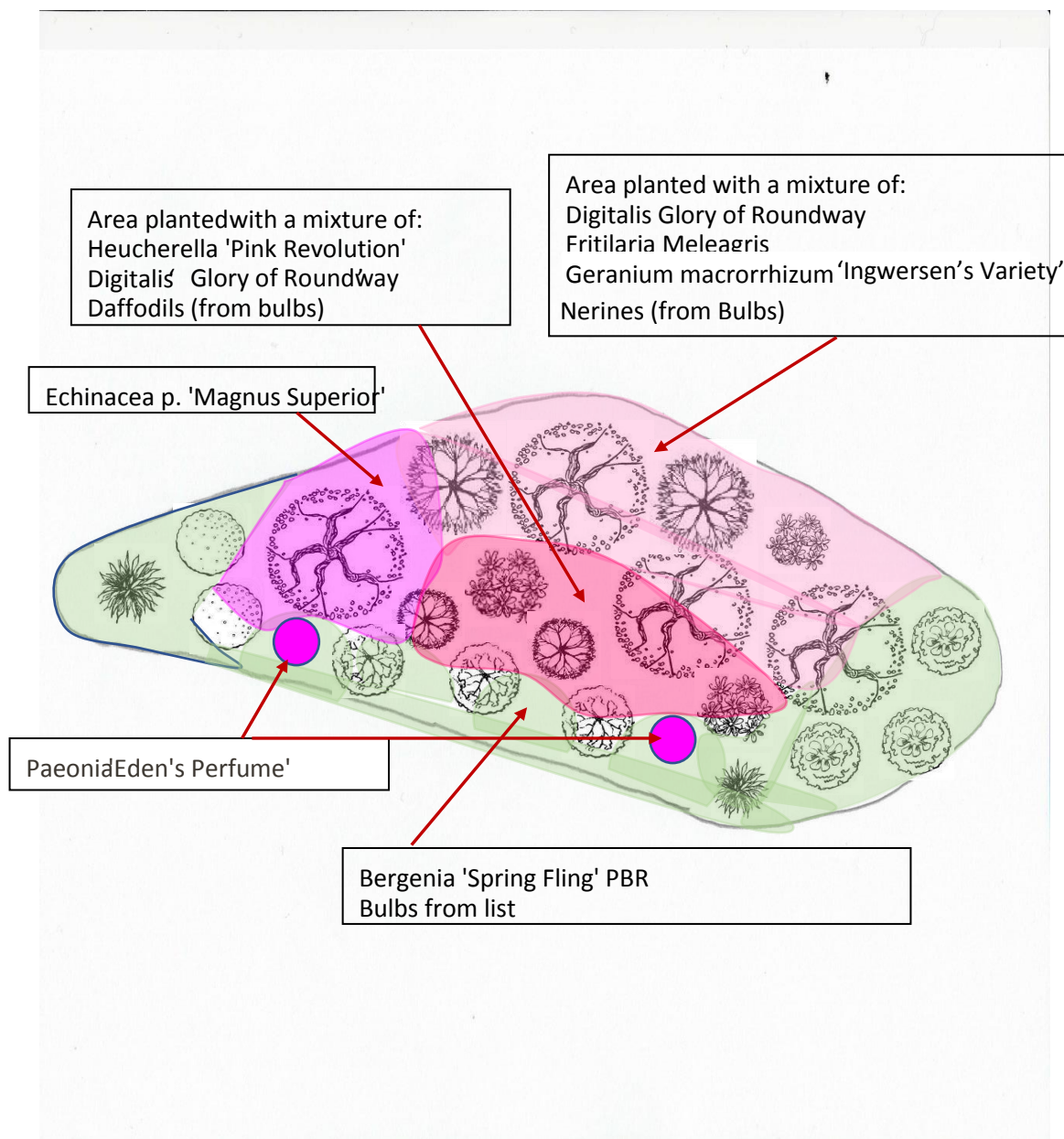
### Shrubs/Major planting

Symbol	Plant Name	Quantity	Image
	Cordyline Banksii Electric Pink	2	

	Cornus Kousa Miss Satomi	1		
	Hydrangea Macrophylla Miss Saori	2		
	Hydrangea Paniculata Vanilla Fraise	2		
	Magnolia Fairy Blush	1		
	Photinia Pink Marble	1		
	Prunus Amanogawa	1		
	Rhododendron Peppermint Candy	3		
	Rhododendron Wine and Roses	2		
	Rosa Ancient Mariner	1		
	Rosa England's Rose	1		
	Rosa Ladies Blush	3		
	Rosa Hyde Hall	2		
	Rosa Gertrude Jekyll	4		

	Rosa Scarborough Fair	5		
	Rosa Scepter'd Isle	3		
	Weigela Monet	2		
<b>Underplanting</b>	Achillea millefolium 'Cerise Queen'	TBC		
	Achillea millefolium 'Rose Madder'	TBC		
	Bergenia 'Pink Dragonfly' PBR	TBC		
	Campanula l. 'Loddon Anna'	TBC		
	Dahlia 'Gerrie Hoek'	TBC		
	Digitalis Glory of Roundway	TBC		
	Echinacea p. 'Rubinstern'	TBC		
	Geranium x oxonianum 'Wargrave Pink'			
	Heucherella 'Pink Revolution'	TBC		
	Paeonia l. 'Bunker Hill'	TBC		
	Salvia nemorosa Sensation Deep Rose	TBC		
	Sedum 'Carl'	TBC		
<b>Bulbs</b>	Crocus Tommasinianus Roseus	TBC		
	Daffodil 'Pink Pride'	TBC		
	Hyacinth orientalis 'China Pink'	TBC		
	Hyacinth orientalis 'Woodstock'	TBC		

	Hyacinth Pink Pearl	TBC		
	Nerine bowdenii 'Mister John'*	TBC		
	Nerine bowdenii 'Stefani'*	TBC		
	Nerine bowdenii 'Isabel'*	TBC		
	Nerine bowdenii 'Pink'*	TBC		
	Tulipa China Pink	TBC		
	Tulipa Saint Petersburg	TBC		
	Tulipa Pretty Princess	TBC		
	Tulipa Angelique	TBC		
	Tulipa China Town	TBC		
	Tulipa Ronaldo	TBC		
	Tulipa clusiana 'Peppermintstick'	TBC		
	Tulipa humilis 'Odalisque'	TBC		
*These will also be used in the smaller pink bed for continuity.				

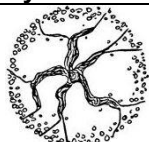






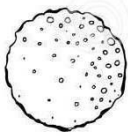























## Code and plants for Belle Vue Pink Bed 2

This is for information only. The images are not copyright free so it is for councillors' information and convenience that they are included here. The images can be expanded to get a better view.

Specimen planting is listed with quantities, underplanting and bulbs have no quantities as it will depend on the size of plants that we can get and therefore the prices. Additionally, spring flowering bulbs will have to be planted in the autumn so will be included in next years' budget. The Nerines and the crocus are autumn flowering and can be planted at the same time as the main planting and should be in flower when the other bulbs go in next autumn.

## Shrubs/Major planting

Symbol	Plant Name	Quantity	Image
	Existing Planting in Bed	4	None
	Cordyline Banksii Electric Pink	2	
	Hydrangea macrophylla Kazan	2	
	Rhodendron Flannagan's Daughter	3	
	Rosa Skylark	2	
	Rosa The Shepherdess	3	
	Rosa Sir Walter Scott	3	
	Weigela Wine and Roses	3	
<b>Underplanting</b>	Geranium Macrorrhizum 'Ingwersen's Variety'	15	
	Digitalis Glory of Roundway	25	
	Paeonia 'Eden's Perfume'	2	
	Heucherella 'Pink Revolution'	40	

	Echinacea p. 'Magnus Superior'	30		
	Bergenia 'Spring Fling' PBR	150		
<b>Bulbs</b>	Nerine bowdenii 'Mister John'*	12		
	Nerine bowdenii 'Stefani'*	12		
	Nerine bowdenii 'Isabel'*	12		
	Nerine bowdenii 'Pink'*	12		
	Daffodil Replete	30		
	Tulip hageri 'Little Beauty'	30		
	Crocus Kotschyanus	30		
	Fritillaria Meleagris	50		
*These will also be used in the larger pink bed for continuity.				


5 year plan schedule of works				
Year	Item/project	Cost	Existing Budget	To be budget for that year.
<b>2021-22</b>				
<b>2022-23</b>				
<b>2023-24</b>				
<b>2024-25</b>				
<b>2025-26</b>				
<b>Longer Term</b>				










## Planting for Sunken Garden and Triangle Bed (For historical and replanting reference)



NB Some of these were not available when the original planting was done and have not been added.

	Hydrangea macrophylla Curly Sparkle Purple or Hydrangea macrophylla Deep Purple	1
	Bergenia 'Bressingham Salmon'	9
	Weigela All Summer Peach	3
	Geum 'Tequilla Sunrise' or Geum 'Mai Tai'	18
	Salvia x jamensis 'California Sunset' or Salvia 'Salmon Leap'	6
	Centaurea 'Jordy'	4
	Hebe Garden Beauty Purple	2
	Geranium phaeum 'Raven'	3? (8)
	Selection of bulbs from the following planted in gaps for spring colour: Crocus Victor Hugo Iris Reticulata Pauline or Iris Purple Sensation Narcissi Vanilla Peach Tulip Paul Scherer or Tulip Ronaldo Tulip Artist Tulip Fruit Cocktail Tulip Charming Lady	























Some additional planting of the triangle bed was done with perennials which we got on sale from the Norse nursery. But it still requires development.



Icon	Plant	Quantity
	Hydrangea Blue Boogie Woogie or Hydrangea macrophylla Tivoli Blue or Hydrangea macrophylla 'All Summer Beauty'	2
	Salvia 'Black and Bloom'	8
	Acanthus Spinosus or Acanthus Mollis	8
	Geum 'Lady Stratheden'	16
	Geranium 'Rozanne'	12
	Achillea 'Credo'	24
	Fritillaria Lutea	16
	Verbena Bonariensis	6
	Alchemilla Mollis (used as ground cover/underplanting)	64?
	Selection of Spring/Summer bulbs from the following: Allium obliquum Crocus Yellow Mammoth or Crocus Chrysanthus Advance Eremurus Bungei Hyacinthoides Nonscripta Narcissus Sweetness/Hawera/Tête à Tête Tulip 'World Friendship'/'Moonlight Girl'/Bright Gem/Golden Apeldoorn/West Point	



## Peace Garden Planting Plan and Code (for historical reference and any replanting needed)

	8 x Taxus Baccata Fastigiata or Cupressus sempervirens Stricta		4 x Rhododendron 'Geisha Orange' 50cm diameter x 60cm high
	4 x Skimmia japonica 'Beautiful' or Skimmia japonica reevesiana 100cm x 100cm		4 x Rhododendron 'Fire Rim' 90cm diameter x 50cm high
	12 x Rosa Benjamin Britten 120cm diameter x 120cm high		4 x Rhododendron 'September Red' 100cm diameter x 75cm high
	14 x Crocosmia Lucifer 120cm diameter x 80cm high		20 x Crocosmia Emily McKenzie 60cm diameter x 60cm high
	34 x Crocosmia Emberglow 80cm diameter x 30cm high		18 x Aquilegia vulgaris 'Ruby Port' 45cm diameter x 90cm high
	2 x Rhododendron 'Fred Peste' 150cm diameter x 100cm high		46 X Geum (from list)
	3 x Rhododendron Elizabeth Red 150cm diameter x 150cm high		16 x Dicentra Bacchanal 60cm diameter x 45cm high
	3 x Hydrangea macrophylla 'Merveille Sanguine' 150cm diameter x 150cm high		10 x Fritillaria Imperialis Aurora 15cm diameter x 90cm high
	20 x Dryopteris erythrosora 75cm diameter x 75cm high		6 x Eremurus Cleopatra 30cm diameter x 120cm high
	24 x Hippeastrum Sonatini Balentino (Planted in 8 clusters of 3 bulbs) 60cm diameter x 20cm high		8 x Anemanthele lessoniana 150cm diameter x 100cm high
<p>Variety of spring bulbs planted amongst the Heucheras for spring interest inc the following:</p> <p>Crocus 'Orange Monarch'</p> <p>Iris 'Autumn Princess'</p> <p>Narcissius Ambergate</p> <p>Narcissius Double Beauty</p> <p>Tulipa 'Artist'</p> <p>Tulipa 'Brazil'</p> <p>Tulipa 'Cairo'</p> <p>Tulipa 'Hollywood'</p> <p>Tulipa 'Lasting Love'</p> <p>Tulipa 'Princess Irene'</p>			<p>x Heucheras from list</p> <p>Randomly planted to give tapestry effect</p>
			4 x Hydrangea 'Hot Red' 100cm diameter x 100cm high

